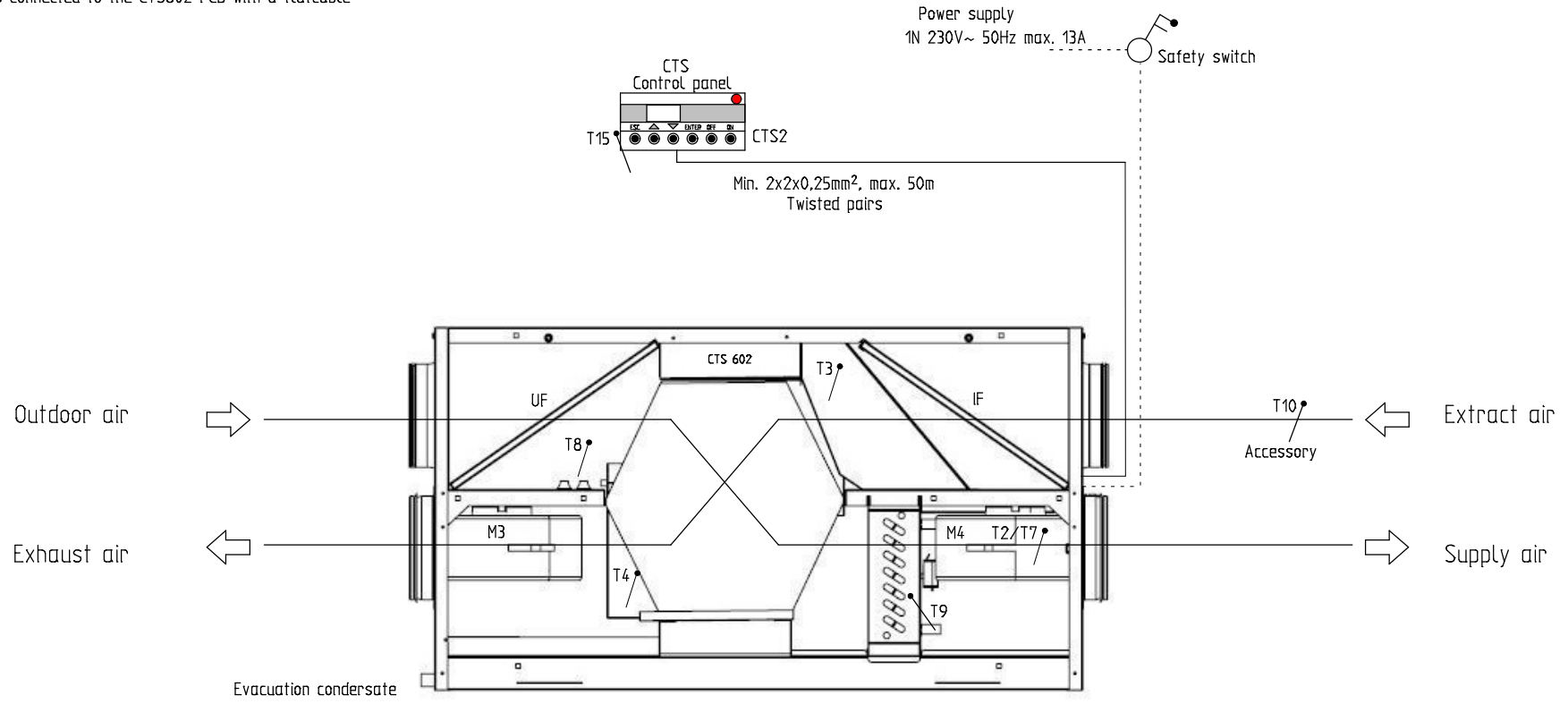
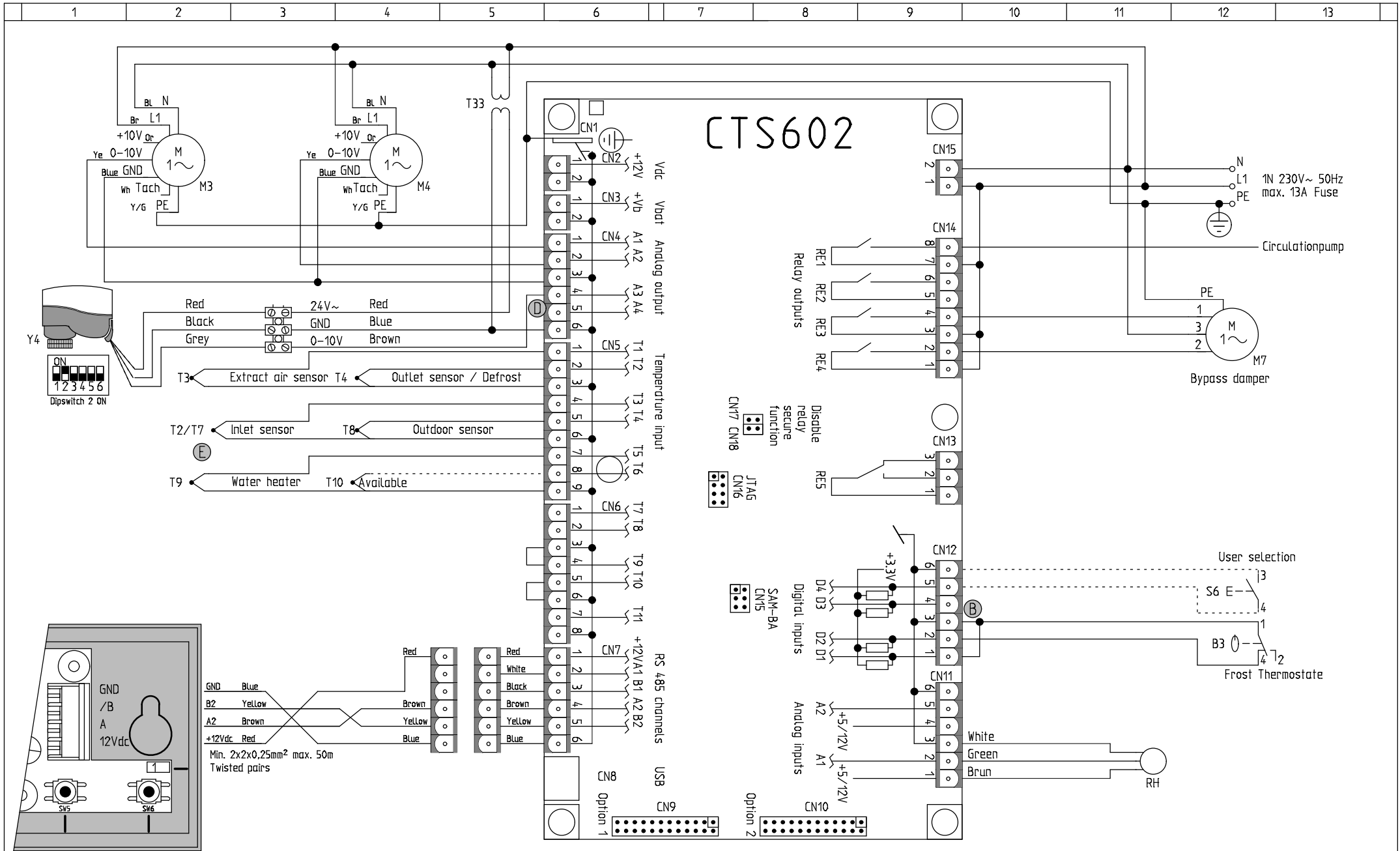


1. CTS Userpanel must be placed in the ventilated area T15 is the controlling sensor
2. The Controlpanel MUST be placed in a frost-free area
3. Components drawn with dashed lines are accessories
4. The Options PCB is accessory for the CTS602
5. External components are not delivered by Nilan
6. Ⓐ – Ⓔ Connection of additional electrical heating
7. If T10 is used it can be the controlling sensor, Must be mounted i duct.
8. The Options PCB is connected to the CTS602 PCB with a flatcable



VIGTIGT
Calibration of AME140

1. Unplug the power and remove the cover
2. Release the gear by holding the button at the bottom of the housing squeezed while the spindle is turned up (counterclockwise)
3. Mount the actuator and plug the power in
4. DIP-switch 1 is moved to ON and then OFF
5. Calibration now runs automatically for up to 6min. LED flashes during calibration. Then steady light
6. Mount the actuator cover

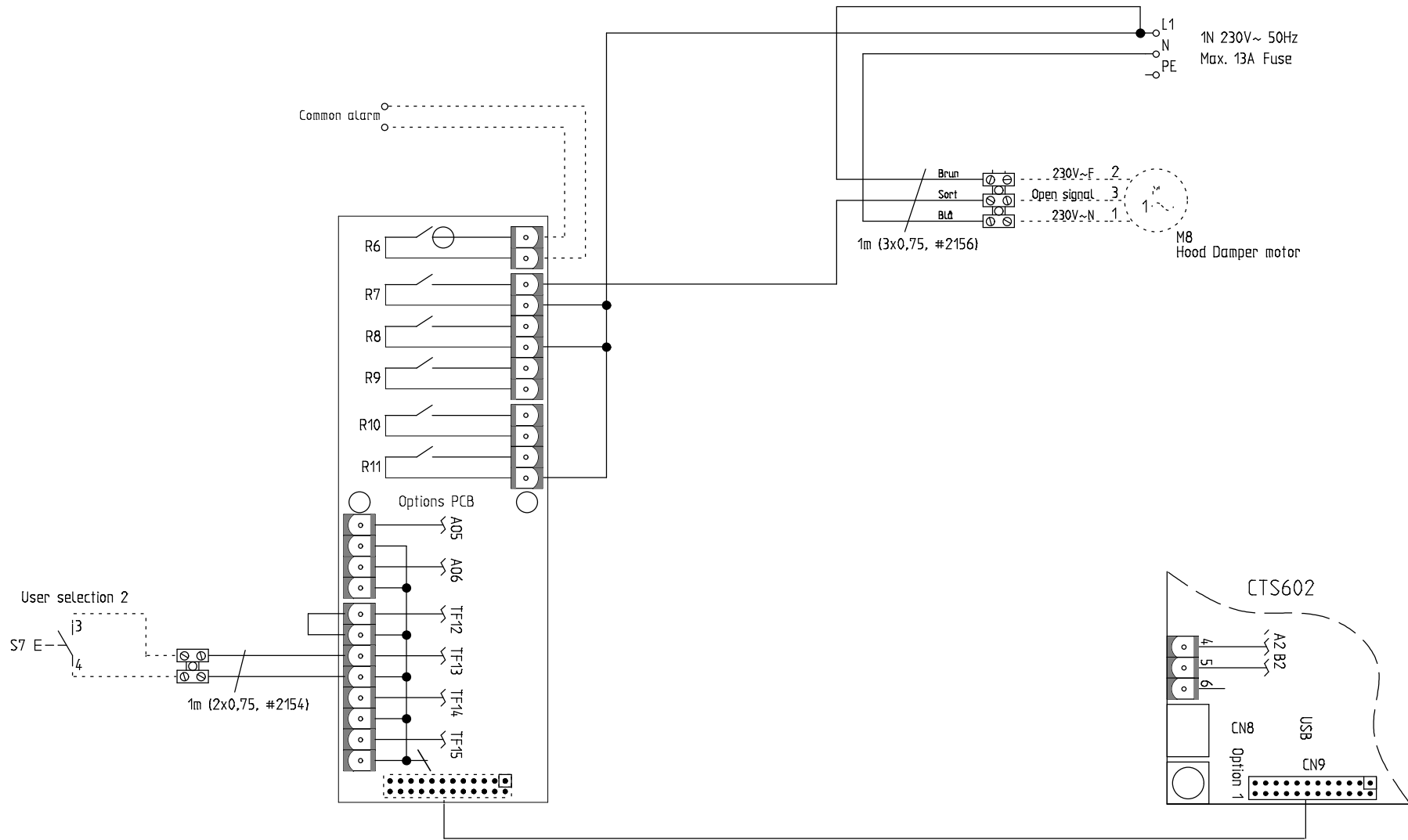


NILAN A/S
 Nilanvej 2
 DK-8722 Hedensted
 Tlf. +4576752500
 Fax +4576752525
<http://www.nilan.dk>
 Email: nilan@nilan.dk

Comfort 300 LR m/EV
 CTS602 Control
 CTS602 Styreprint

Ordernr.: 711302
 Date: 13/09-2013

Rev.:
 Nationality: GB
 Init.: MD
 Page: 2



NILAN A/S
 Nilanvej 2
 DK-8722 Hedensted
 Tlf. +4576752500
 Fax +4576752525
<http://www.nilan.dk>
 Email : nilan@nilan.dk

Comfort 300 LR m/EV
 CTS602 Control

Optionsprint

Ordernr.: 711302

Rev.:

Init.: MD

Date: 13/09-2013

Nationality: GB

Page: 3

List of Products

Name (-)	Type	description	document type	Page	flow path
B3	55.13309.090, #15662	Frost Thermostate	Kredsskema	2	12
IF	Comfort-filter, #39169	Extract air filter	Kredsskema	1	8
M3	ebm G3G140-AV17-14 1x230V~, #41003	Extract motor	Kredsskema	2	2
M4	ebm G3G140-AV17-14 1x230V~, #41003	Inlet motor	Kredsskema	2	4
M7	CDC M48R BT N 230V T85 500Rpm, #7113BP10	Bypass damper	Kredsskema	2	12
M8	Belimo CM230F, #36463	Hood Damper motor	Kredsskema	3	10
Print	#239938	Options PCB (Accessory)	Kredsskema	3	4
RH	#23997	RH sensor	Kredsskema	2	10
S6		Contact for user selection (Accessory)	Kredsskema	2	12
S7		Contact for Userselection 2 (Not Nilan delivery)	Kredsskema	3	2
T2/T7	NTC-føler JM103C1R1, #23995	Inlet sensor	Kredsskema	2	3
T3	NTC-føler JM103C1R1, #23995	Extract air sensor	Kredsskema	2	2
T4	NTC-føler JM103C1R1, #239961	Outlet sensor / Defrost	Kredsskema	2	4
T8	NTC-føler JM103C1R1, #23995	Outdoor sensor	Kredsskema	2	4
T9	NTC-føler JM103C1R1, #23995	Water heater	Kredsskema	2	2
T10	NTC-føler JM103C1R1, #23995	Roomsensor (accessory)	Kredsskema	2	4
T33	230/24V~, #1753	Transformer (Accessory)	Kredsskema	2	5
UF	Comfort-filter, #39169	Outdoor airfilter	Kredsskema	1	5
Y4	Danfoss AME140, #16341	Modulating hot water valve (Accessory)	Kredsskema	2	1